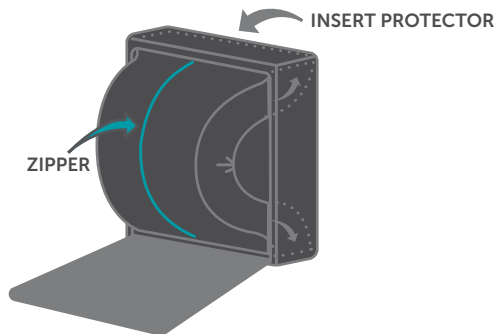


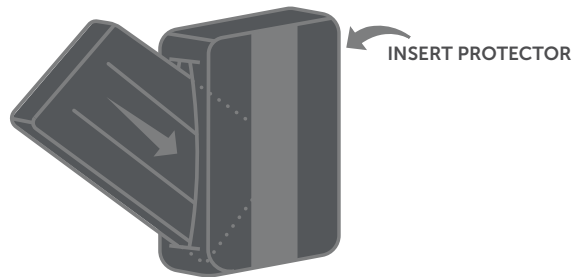
ADDING AN INSERT PROTECTOR TO A SEAT CUSHION & BACK PILLOW

1 Add Insert Protector to Seat Cushion



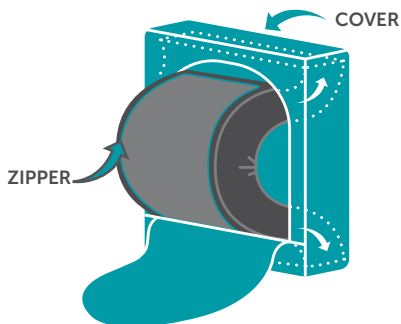
Insert one side of your Cushion into the Seat Cushion Insert Protector, and then bend it in half to get the other side to pop in.

2 Add Insert Protector to Back Pillow



Insert the Back Pillow into the Back Pillow Insert Protector. Make sure that your labels are at the bottom of the Insert Protector.

3 Cover the protected Seat Cushion



Insert one side of your Cushion into the Cover, and then bend it in half to get the other side to pop in.

4 Cover the protected Back Pillow



Make sure the light gray breathable panel is facing toward the back of your Sectionals setup.

Insert the Back Pillow into the Back Pillow Cover. Make sure that your labels are at the bottom of the Cover.