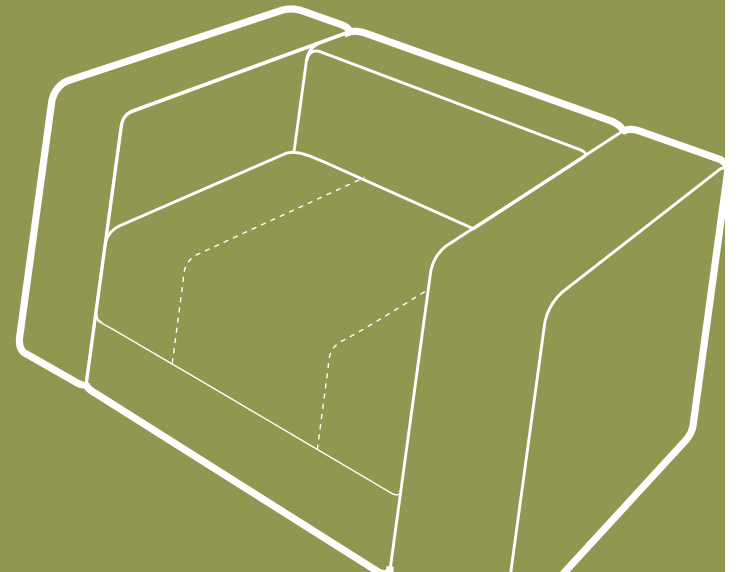




SACTIONALS[®]
extremely **modular** furniture by LOVƏSAC



5 SERIES S ACTIONALS

Combine any number of Bases & Sides to build any furniture imaginable. "Base" includes: khaki upholstered hardwood frame, seat cushion, back pillow, hardware.

Sactionals®—two simple pieces, endless arrangements. Sactionals® consist of 2 simple pieces, "Bases" and "Sides," that can be combined in any quantity in any configuration imaginable to build any furniture desired with no tools necessary!

This "Base" Piece is actually 3 primary components: the hardwood upholstered base frame, the 3-layer anti-sac seat cushion, and the fiber filled back pillow. 4 peg feet, 1 shoe & 1 clamp are also included inside the compact box. The included hardware allows Bases to connect to Sides as well as other Base Pieces, to build endless Sactionals configurations without any outside parts or tools. Each Base comes upholstered in a beautiful Khaki, ready to use right out of the box as is. Washable, changeable covers are sold separately, available in 100's of fabrics and colors to add comfort, durability, and style to your Sactionals set up. 100% real hardwood Base frames come with a lifetime guarantee.

This "Side" Piece may be used as the "arm" or the "back" of any Sactionals sofa, sectional, chair, chaise, or whatever configuration you may choose to build. The Side Piece consists of the upholstered hardwood reinforced frame, 2 peg feet, 1 shoe, and 1 clamp, all included within the box. The included hardware allows Sides to connect to Bases to build endless Sactionals configurations without any outside parts or tools. Each Side comes upholstered in a beautiful khaki fabric, ready to use right out of the box, as is. Washable, changeable Covers are sold separately, available in 100's of fabrics and colors to add comfort, durability, and style to your Sactionals set up. 100% real hardwood Base frames come with a lifetime guarantee.

LoveSac has obtained 3 patents on the Sactionals concept that protects them under federal patent laws. Each patent covers a different aspect of Sactionals and each BASE and SIDE are marked with these patents



COMPATIBILITY: "5 Series" Sactionals are compatible with all other "5 Series" Sactionals by LoveSac, but are not compatible and will not link up with other sizes or "series" of Sactionals.

EXTRA BACK PILLOW: When building configurations that turn a corner, like an L-Sectional, or Pit, the Base in the corner will usually need two Back Pillows on it -- one for the "back" and one for the "side" of it. As each Base only comes with 1 Back Pillow included, this "extra Back Pillow" is usually taken from one of the Bases used in a "Chaise" position, or as an Ottoman. If your desired configuration has neither a "Chaise" Base or an "Ottoman," see www.lovesac.com to order your needed extra Back Pillow with matching Cover.

5 SERIES BASE

FRAME

- Solid Wood Construction
- DuraFoam Sides
- Genuine LoveSac Twill
- Lifetime Warranty
- Dimensions: 31"l x 26"w x 10.5"h

SEAT CUSHION

- 7" DuraFoam Core
- Soft Poly Fiber Lining
- Genuine LoveSac Twill
- 1 Year Warranty
- Dimensions: 31"l x 26"w x 6.5"h

BACK CUSHION

- DreamFiber Fill
- Genuine LoveSac Twill
- 1 Year Warranty
- Dimensions: 32"l x 3.5"w x 21"h

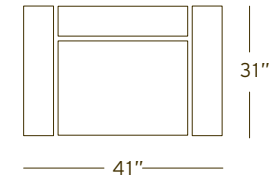
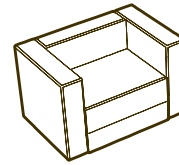
5 SERIES SIDE

FRAME

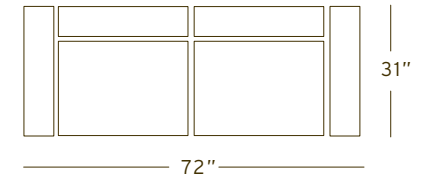
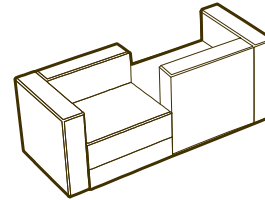
- Comfort Angle Frame
- Solid Wood Construction
- Genuine LoveSac Twill
- Lifetime Warranty
- Dimensions: 31"l x 5"w x 27.5"h

Register online to activate your warranty!
see www.lovesac.com/productregistration

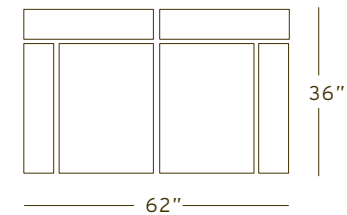
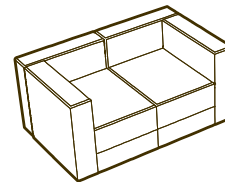
ARMCHAIR



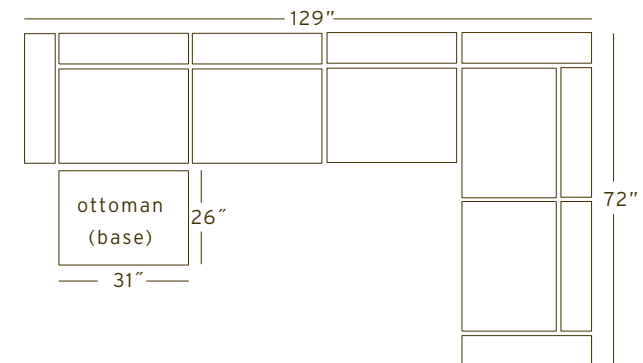
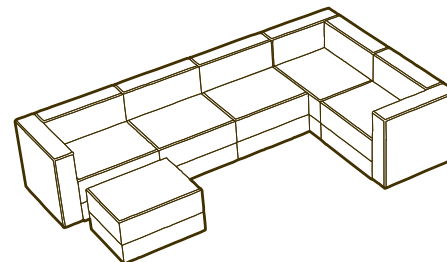
SOFA / TWISTER



DEEP SOFA / TWISTER



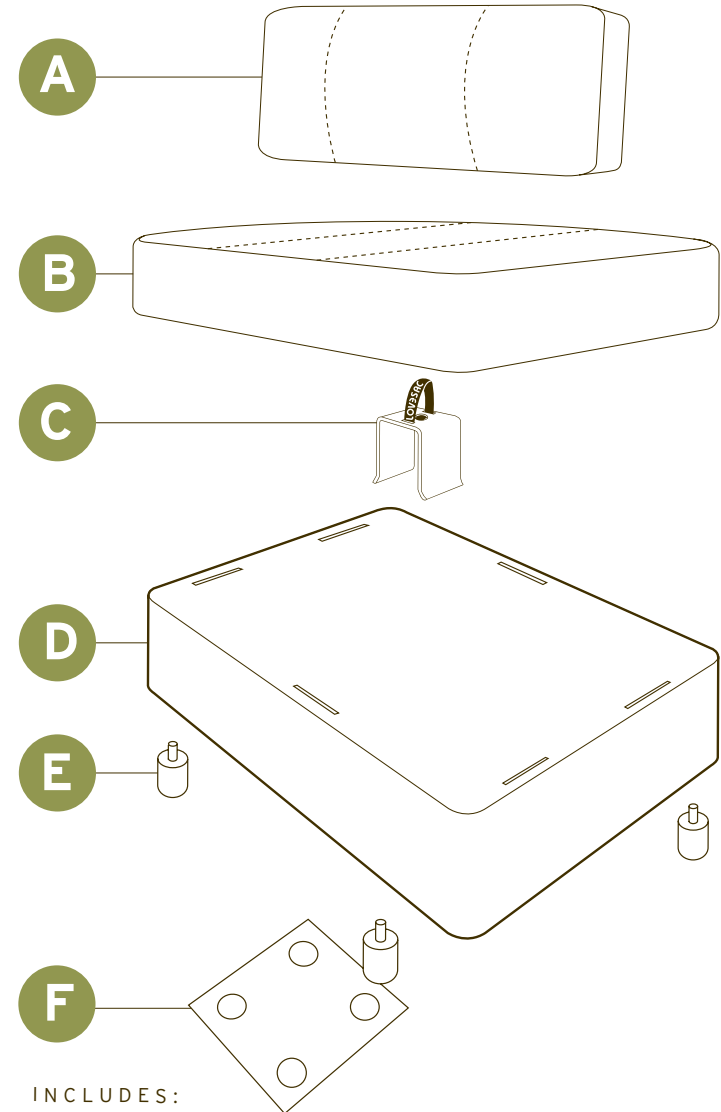
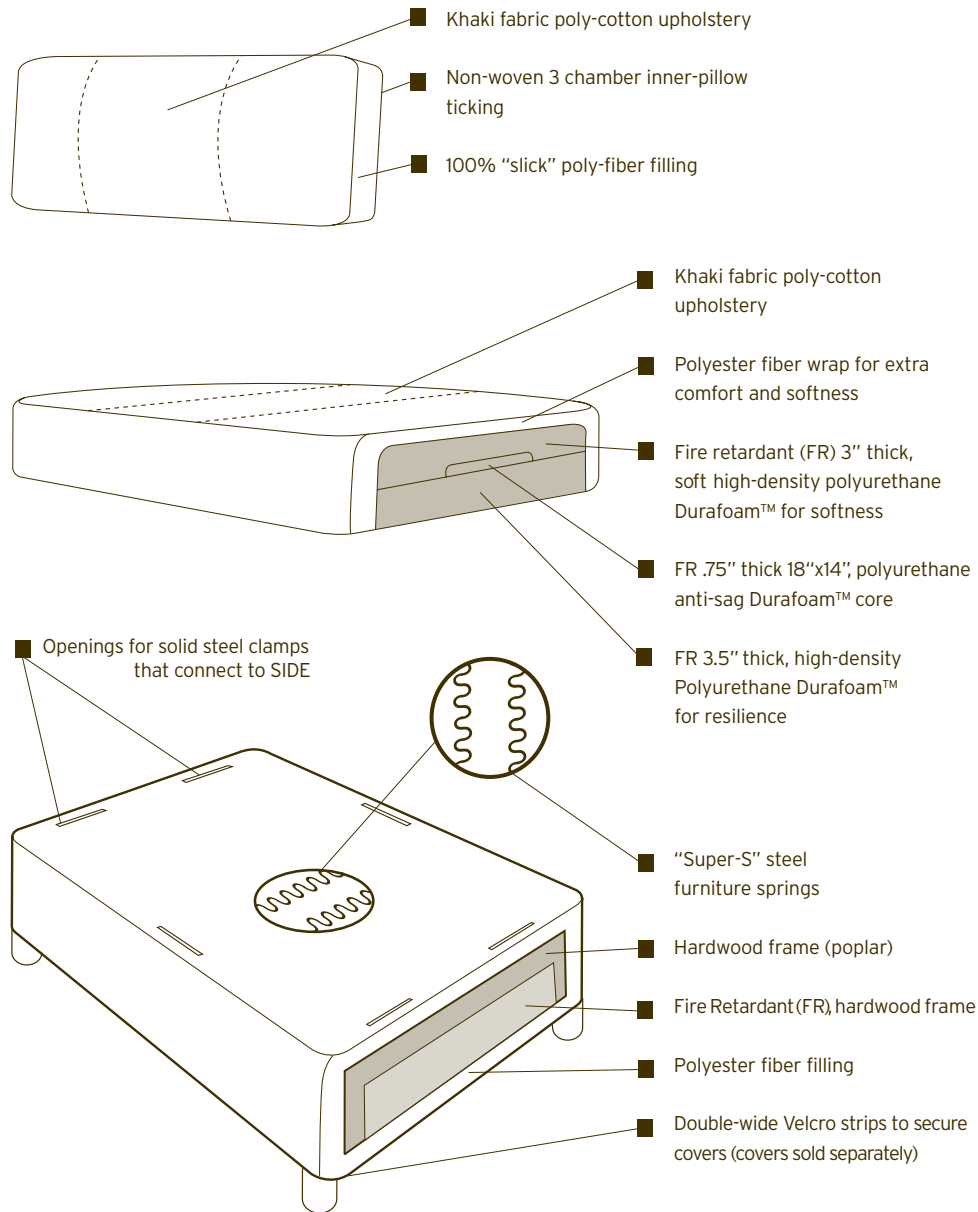
SECTIONAL ...



PARTS

Base


5 SERIES SACTIONALS



INCLUDES:

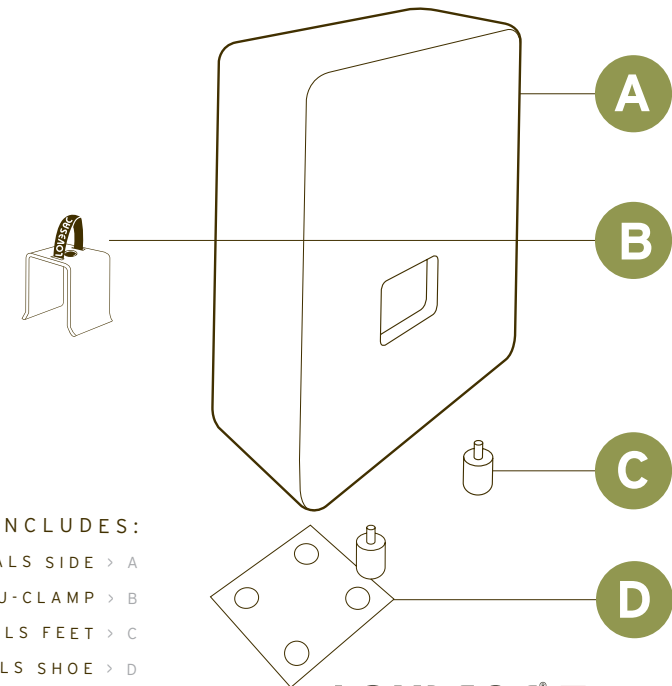
- 1 NAKED BACK PILLOW > A
- 1 SEAT CUSHION > B
- 1 STEEL U-CLAMP > C
- 1 SACTIONALS FRAME > D
- 4 SACTIONALS FEET > E
- 1 SACTIONALS SHOE > F

5 SERIES SACTIONALS



SACTIONALS, GUARANTEED FOR LIFE.

LoveSac's latest furniture invention, the Sactionals, is a cross between upholstery and building blocks. With lifetime guaranteed wood frames upholstered in foam and khaki fabric, Sactionals consist of two simple pieces, "Bases and Sides," that can be combined in any quantity and in any configuration imaginable to build any furniture desired--no tools necessary. Once connected, using the included "Shoes and Clamps," Sactionals are solid, reliable, guaranteed for life, comfortable, versatile and just downright sexy furniture. Sactionals Covers are changeable, and machine washable. Sactionals are so easy to pack up and move, easy to store, easy to re-arrange and easy to add on to. Sactionals are patented by LoveSac and is very simply the most practical solution for current American TV room furniture.



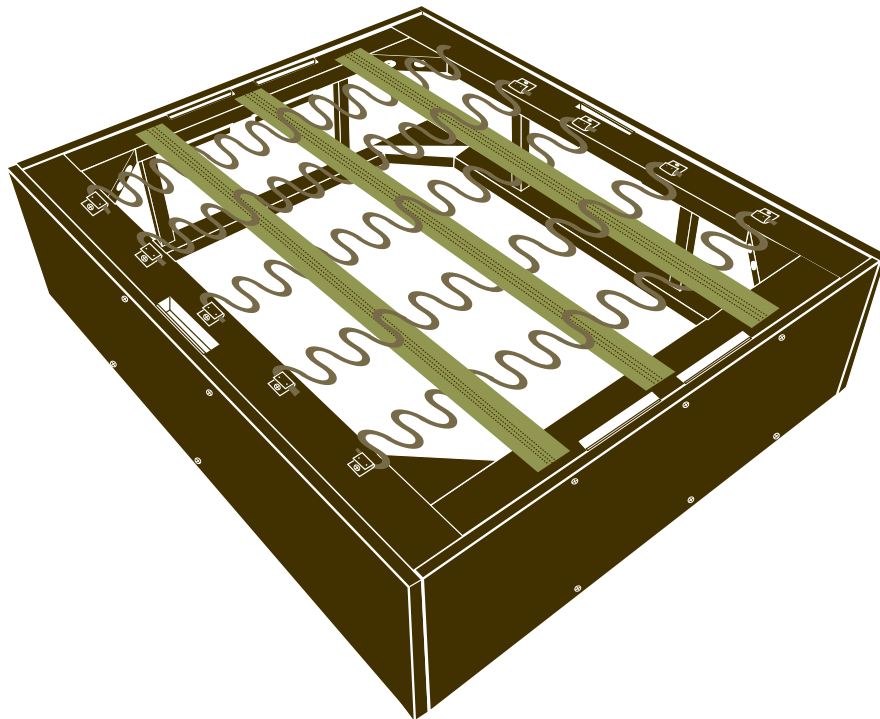
CONSTRUCTION

Base

5 SERIES SACTIONALS

FRAME

A pre-washed khaki poly/cotton blend upholstered foam-on-wood frame. Fabric is double-stitched. All foam is FR. Each BASE is designed to withstand a lot of pressure. It has a solid hardwood frame with extra supports, super s-steel springs, and even screws to hold everything into place.



BOTTOM VIEW

Four FEET & One CLAMP come inside every Sactionals BASE. They are stored in the underside of the BASE frame along with the BACK PILLOW and the BASE CUSHION for shipping so that the box size can be the size of the frame alone.





1

S I D E

- Slide cover over Side piece, aligning the U-Clamp holes.
- Secure Velcro. Start with the two longer sides first.



2

may require stretching

B A S E F R A M E

- Slide cover over Base frame.
- NOTE: Secure Velcro along one side at a time. Start with the two longest two sides first.



3

bend, straighten, repeat

S E A T C U S H I O N

- Shove the Seat Cushion into it's cover. Make sure you install the Khaki cushion with the zipper facing downward.
- Bend cushion into cover one corner at a time.
- Flip over and bend remaining corners into the cover one at a time.
- Run your hand along the inside edge of the cushion to straighten the edges, and zip the bottom flap closed

I M P O R T A N T

remove seat and back cushion from inside of base pieces.

remove sactionals shoe and u-clamps from bottom of side before attaching to base piece.

when securing the u-clamp, apply inward pressure to top of side (ie. lean on it).

sides are difficult to attach out of sequence. follow pictures exactly

for help visit www.lovesac.com & contact us.



washing/changing your covers has proven to be 99% effective in preventing Sactionally transmitted diseases.



- One hole at a time.



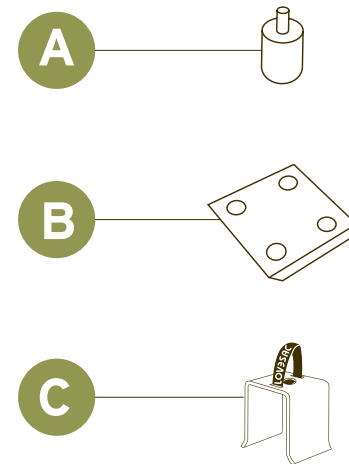
- Go in at slight angle.



- Apply downward pressure on the clamp, leaning inward on the side piece.

THIS IS HOW SACTIONALS HOOK UP

On the bottom of each base and side are pre-attached feet (A). These feet are positioned inside the shoes (B). After inserting feet into the shoes, the U-Clamp (C) slides into place firmly securing Sactionals Pieces together. NO TOOLS REQUIRED!



QUICK INSTRUCTIONS

Assembly

5 SERIES S A C T I O N A L S

back chair



one base & one side

remove clamp



pull cushions off first

remove side




pull feet out of shoes

remove covers



tailored edges velcro underneath

change side cover



line up seams with corners

change base cover




flip the base upside down

add shoes



lift base, slide shoes underneath

add base



get all shoes in place before sides

feet into shoes



bases and sides have peg feet

add sides



place all sides before clamping

clamp sides



lean in on sides to place clamps

sofa



any furniture layout is possible

POSITIONS

Sactionals



ottoman



simple chair



simple sofa



back chair



corner chair



arm chair



arm chair with ottoman



arm chair with SuperSac



arm chair with a MovieSac



arm chair with a CitySac



chaise offset



chaise long



sofa no back cushions



deep sofa no back cushions



deep sofa



backless sofa

life changes,
so should your
furniture....

SACTIONALS. FURNITURE FOR REAL LIFE

